



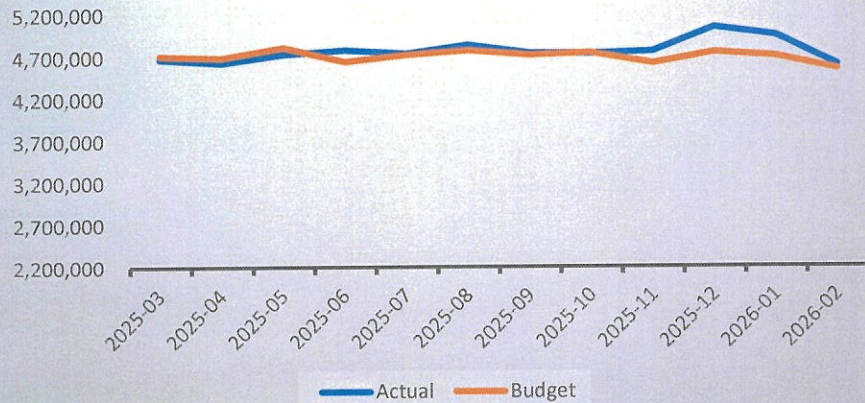
# Harris County ESD 11 Mobile Healthcare

## Financial Highlights

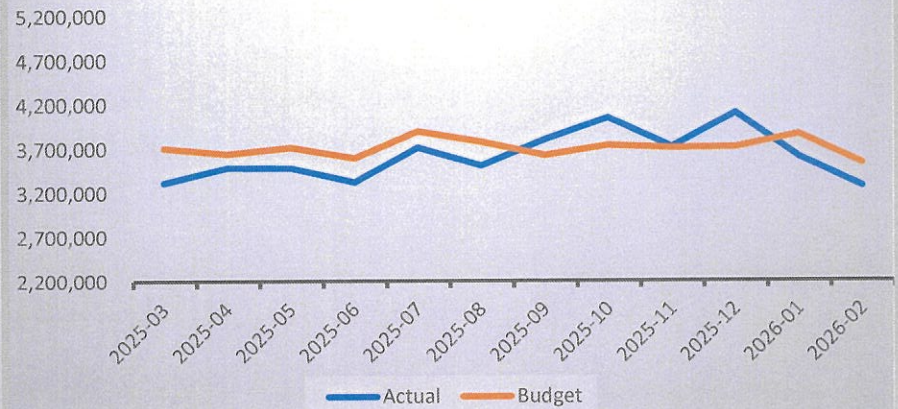
### February 2026

<b>Billing Net Revenue</b> <b>\$1,859,156</b> Actual vs. Budget <b>\$13,484</b>	<b>Property Tax Revenue</b> <b>\$2,556,971</b> Actual vs. Budget <b>\$19,002</b>	<b>Cash &amp; Cash Equivalents</b> <b>\$50,704,421</b> Change from last year this month <b>\$23,579,086</b>	<b>Pt Account Collection</b> <b>\$2,034,587</b> Change from last year this month <b>(\$216,521)</b>	<b>Property Tax Collection</b> <b>\$10,119,571</b> Change from last year this month <b>\$3,553,646</b>
<b>Wages &amp; Benefits</b> <b>\$2,212,905</b> Actual vs. Budget <b>(\$69,858)</b>	<b>Medical Supply</b> <b>\$61,837</b> Actual vs. Budget <b>(\$19,153)</b>		<b>Debt</b> <b>\$43,595,000</b> Change from last year this month <b>(\$3,320,000)</b>	<b>Net Assets</b> <b>\$40,112,930</b> Change from last year this month <b>(\$9,167,038)</b>

### Revenues



### Expenses





# HARRIS COUNTY ESD 11 MOBILE HEALTHCARE

## Statement of Activities

FEBRUARY 2026

	FEBRUARY 2026				YTD 2026			
	Act	Budget	Var. \$	Var. %	Act	Budget	Var. \$	Var. %
Gross Billings	8,455,520	8,940,767	(485,247)	-5%	18,684,494	18,634,538	49,955	0%
Billing Adjustments	(6,596,364)	(7,095,095)	498,731	-7%	(14,586,532)	(14,789,490)	202,957	-1%
Estimated Bad Debts	-	-	-		-	-	-	
<b>Net Billing Revenue</b>	<b>1,859,156</b>	<b>1,845,672</b>	<b>13,484</b>	<b>1%</b>	<b>4,097,962</b>	<b>3,845,049</b>	<b>252,913</b>	<b>7%</b>
Property Tax Revenue	2,556,971	2,537,968	19,002	1%	5,080,101	5,075,936	4,165	0%
Other Revenue	178,947	158,333	20,614	13%	355,787	316,667	39,121	12%
<b>Total Revenue</b>	<b>4,595,074</b>	<b>4,541,974</b>	<b>53,100</b>	<b>1%</b>	<b>9,533,850</b>	<b>9,237,652</b>	<b>296,198</b>	<b>3%</b>
Salaries	(1,282,675)	(1,310,034)	27,360	-2%	(2,763,633)	(2,620,069)	(143,565)	5%
Benefits	(493,957)	(396,827)	(97,130)	24%	(967,072)	(826,407)	(140,665)	17%
Vehicle Related Expenses	(103,745)	(132,647)	28,902	-22%	(233,717)	(278,339)	44,622	-16%
Supplies-Operations	(109,930)	(96,107)	(13,823)	14%	(184,534)	(202,492)	17,958	-9%
Maintenance - Medical Equipm	(10,135)	(20,253)	10,118	-50%	(20,486)	(42,583)	22,097	-52%
Uniforms	(33,151)	(8,202)	(24,949)	304%	(38,859)	(16,471)	(22,388)	136%
Occupancy	(12,772)	(12,436)	(337)	3%	(37,225)	(25,133)	(12,092)	48%
Depreciation	(166,541)	(166,541)	-	0%	(350,926)	(350,926)	-	0%
<b>Direct Expenses</b>	<b>(2,212,905)</b>	<b>(2,143,048)</b>	<b>(69,858)</b>	<b>3%</b>	<b>(4,596,451)</b>	<b>(4,362,420)</b>	<b>(234,032)</b>	<b>5%</b>
<b>Net Operating Revenue / Gross Profit</b>								
Salaries	(639,475)	(648,518)	9,043	-1%	(1,327,892)	(1,411,723)	83,831	-6%
Benefits	(222,807)	(197,127)	(25,679)	13%	(411,029)	(418,896)	7,867	-2%
Contracted Service	(167,713)	(251,929)	84,217	-33%	(366,320)	(493,296)	126,976	-26%
Marketing & Public Relationshi	(1,599)	(1,000)	(599)	60%	(1,599)	(2,000)	401	-20%
Supplies & Equipment	(61,837)	(42,684)	(19,153)	45%	(89,448)	(118,752)	29,304	-25%
Building & Grounds	(53,712)	(36,219)	(17,493)	48%	(110,119)	(76,819)	(33,300)	43%
Employee Expense	(4,006)	(11,281)	7,275	-64%	(11,342)	(23,790)	12,448	-52%
Insurance	(88,890)	(78,812)	(10,077)	13%	(175,124)	(166,069)	(9,055)	5%
Legal Expenses	(26,060)	(38,042)	11,982	-31%	(64,102)	(76,083)	11,981	-16%
Appraisal District	(20,190)	(19,178)	(1,012)	5%	(40,380)	(40,411)	31	0%
Tax Assessor Collection Fee	(10,000)	(13,425)	3,425	-26%	(56,126)	(28,288)	(27,838)	98%
Interest Expense	(84,447)	(76,498)	(7,949)	10%	(225,164)	(161,193)	(63,971)	40%
Others	(31,313)	(39,714)	8,402	-21%	(51,635)	(103,686)	52,052	-50%
Depreciation	(62,680)	(62,680)	-	0%	(132,075)	(132,075)	-	0%
<b>General &amp; Admin Expenses</b>	<b>(1,474,727)</b>	<b>(1,517,109)</b>	<b>(25,199)</b>	<b>2%</b>	<b>(3,062,355)</b>	<b>(3,253,083)</b>	<b>190,727</b>	<b>-6%</b>
<b>Total Expenses</b>	<b>(3,687,633)</b>	<b>(3,660,156)</b>	<b>(95,057)</b>	<b>3%</b>	<b>(7,658,807)</b>	<b>(7,615,502)</b>	<b>(43,305)</b>	<b>1%</b>
Asset Disposition Gain/Loss	-	-	-		-	-	-	
Gain/Loss On Investments	134,092	131,688	2,404	2%	250,264	230,212	20,051	9%
<b>Net Income</b>	<b>1,041,533</b>	<b>1,013,506</b>	<b>28,028</b>	<b>3%</b>	<b>2,125,307</b>	<b>1,852,362</b>	<b>272,945</b>	<b>15%</b>
<b>EBITDA (before interests exp</b>	<b>1,355,201</b>	<b>1,319,225</b>	<b>35,976</b>	<b>3%</b>	<b>2,833,473</b>	<b>2,496,556</b>	<b>336,917</b>	<b>13%</b>



# HARRIS COUNTY ESD 11 MOBILE HEALTHCARE

## Statement of Financial Position

FEBRUARY 2026

	Actual
<b>Assets</b>	
Cash	27,011
Investment	50,677,410
Prepaid Expenses	1,173,673
Accounts Receivable - Patients Accounts	5,769,811
Accounts Receivable - Property Tax	3,804,401
Accounts Receivable - Others	357,575
Inventory	545,178
Fixed Assets	71,202,902
Accumulated Depreciation	(15,785,956)
<b>Total Assets</b>	<b>117,772,005</b>
<b>Liabilities</b>	
Accounts Payable	(4,842,935)
Accrued Interest Payable	389,299
Other Current Liability	(3,499,962)
Short Term Debt	(4,576,018)
Long Term Debt	(39,018,878)
Other Long Term Liability	(260,500)
Deferred Inflows of Property Tax	(25,850,079)
<b>Total Liabilities</b>	<b>(77,659,075)</b>
<b>Equities</b>	
Net investment in Capital Assets	(11,822,050)
Fund Unrestricted	(28,290,881)
<b>Total Equities</b>	<b>(40,112,930)</b>
<b>Total Liabilities &amp; Equities</b>	<b>(117,772,005)</b>



## HARRIS COUNTY ESD 11 MOBILE HEALTHCARE

### Debt Statement

FEBRUARY 2026

Bank	Loan Purpose	Maturity Date	Loan Interest Rate	Loan Amount	Principal Paid	Loan Balance	FY26 Principal Due	FY26 Interest Due	FY26 Total Due	2026 Paid Principal	2026 Paid Interest	2026 Paid Total	2026 Remaining Principal Due	2026 Remaining Interest Due	2026 Total Remaining Due
Trustmark	Construction of station 513	3/25/2025	2.710%	1,616,138	1,616,138	0									
Amegy	Stuebner Airline Property	10/1/2035	1.580%	8,500,000	2,075,000	6,425,000	550,000	92,825	642,825			-	550,000	92,825	642,825
Zion	Phase I Construction	3/1/2036	2.420%	20,000,000	5,880,000	14,120,000	1,235,000	356,648	1,591,648	1,235,000	356,648	1,591,648	-	-	-
Region	Ambulances Purchase	3/1/2030	1.360%	14,500,000	7,835,000	6,665,000	1,610,000	101,592	1,711,592	1,610,000	101,592	1,711,592	-	-	-
Flagstar Public F	Phase II Construction	3/1/2037	2.379%	11,700,000	2,020,000	9,680,000	705,000	221,901	926,901			-	705,000	221,901	926,901
Zion	Real Estate Improvement	3/1/2037	3.240%	8,500,000	1,795,000	6,705,000	475,000	224,243	699,243	475,000	224,243	699,243	-	-	-
<b>Total</b>				<b>64,816,138</b>	<b>21,221,138</b>	<b>43,595,000</b>	<b>4,575,000</b>	<b>997,208</b>	<b>5,572,208</b>	<b>3,320,000</b>	<b>682,482</b>	<b>4,002,482</b>	<b>1,255,000</b>	<b>314,726</b>	<b>1,569,726</b>

### 2026 Debt Payment Schedule by Due Date

Bank	Loan Purpose		JAN	FEB	MAR	APR	MAY	JUN	JUL	AUG	SEP	OCT	NOV	DEC	FY 2026
Trustmark	Construction of station 513	Principal			-										-
		Interest			-										-
Amegy	Stuebner Airline Property	Principal										550,000			550,000
		Interest				46,413						46,413			92,825
Zion	Phase I Construction	Principal			1,235,000										1,235,000
		Interest			185,796						170,852				356,648
Region	Ambulances Purchase	Principal			1,610,000										1,610,000
		Interest			56,270						45,322				101,592
Flagstar Public F	Phase II Construction	Principal			705,000										705,000
		Interest			115,144						106,758				221,901
Zion	Real Estate Improvement	Principal			475,000										475,000
		Interest			115,957						108,286				224,243
<b>Total</b>			-	-	<b>4,498,166</b>	<b>46,413</b>	-	-	-	-	<b>431,217</b>	<b>596,413</b>	-	-	<b>5,572,208</b>

As some of loan payments are due on the first day of the month, the same payments are therefore computed one month in advance in Debt Statement to meet the due date.



## HARRIS COUNTY ESD 11 MOBILE HEALTHCARE Investment Report

Prepared for the reporting period ("Period") from **2/1/2026** to **2/28/2026**

Accounts	Rate	Beginning Value for Period			Interest Earned for Period	Deposits or (Withdrawals)	Ending Value for Period		
		Book	Share Price	Market			Book	Share Price	Market
Stellar Bank - MMA	2.5500%	\$ 3,079,699	1.000000	\$ 3,079,699	\$ 5,801	\$ (700,000)	\$ 2,385,500	1.000000	\$ 2,385,500
FrostBank - MMA		(7)	1.000000	\$ (7)		\$ 7	\$ -	1.000000	\$ -
FrostBank - Fidelity Gov MMA	3.7800%	376,621	1.000000	\$ 376,621	1,867	(250,000)	128,488	1.000000	128,488
FrostBank - brokered CD's	3.7667%	4,267,999	1.000000	4,267,999	10,342	250,000	4,528,340	1.000000	4,528,340
<b>Total FrostBank</b>		<b>\$ 4,644,613</b>	<b>1.000000</b>	<b>\$ 4,644,613</b>	<b>\$ 12,209</b>	<b>\$ 7</b>	<b>\$ 4,656,829</b>	<b>1.000000</b>	<b>\$ 4,656,829</b>
TexPool - Operations	3.6806%	\$ 15,195,869	1.000000	\$ 15,195,869	\$ 59,606	9,000,000	\$ 24,255,475	1.000000	\$ 24,255,475
TexPool - Capital Imp	3.6806%	743,643	1.000000	743,643	2,100		745,743	1.000000	745,743
TexPool - Loan Restricted Reserve	3.6806%	763,135	1.000000	763,135	2,155		765,289	1.000000	765,289
TexPool Prime	3.8209%	17,816,444	1.000000	17,816,444	52,222		17,868,665	1.000000	17,868,665
<b>Total TexPool</b>		<b>\$ 34,519,090</b>	<b>1.000000</b>	<b>\$ 34,519,090</b>	<b>\$ 116,082</b>	<b>\$ 9,000,000</b>	<b>\$ 43,635,172</b>	<b>1.000000</b>	<b>\$ 43,635,172</b>
<b>Total Investments</b>		<b>\$ 42,243,402</b>	<b>1.000000</b>	<b>\$ 42,243,402</b>	<b>\$ 134,092</b>	<b>\$ 8,300,007</b>	<b>\$ 50,677,501</b>	<b>1.000000</b>	<b>\$ 50,677,501</b>


**Compliance Statement:**

The investments (reported on above) for the Period are in compliance with the investment strategy expressed in the District's Investment Policy.

**Review:**

This report and the District's Investment Policy are submitted to the Board for its review and to make any changes thereto as determined by the Board to be necessary and prudent for the management of District funds.

**Signature:**




---

Investment Officer

**TexPool Information:**

<https://www.texpool.com/texPool/pools.do>